



## SUSTAINABLE FLAT ROOF WATERPROOFING





## Full-range supplier of roofing, waterproofing and insulation systems

- 1** IKO
- 2** Bitumen, the IKO choice
- 3** The IKO roll finishes
- 4-5** The IKO fire-resistant membranes
- 6** The IKO package
- 7** The IKO warranty
- 8** IKO carrara
- 9-13** Cap sheets
- 14-17** Underlays
- 18** Vapour barriers
- 19** IKO polybridge
- 20** IKO roofgarden
- 21-25** IKO roof systems



## IKO Group

IKO is a leading manufacturer of roofing, insulation and waterproofing solutions. With its head office located in Toronto, Canada and over 30 factories and 4,500 employees worldwide, IKO is a truly global player.

### IKO nv

IKO's European head office and the group's R&D centre are located in Antwerp, Belgium.

Our products have been shipped from the state-of-the-art bitumen factory in Antwerp to over 70 countries since 1911. Sweden, Finland, Iceland, the Emirates, Madagascar, Morocco,...no climate is foreign to us. Our membranes are used all over the world in a wide variety of new build and refurbishment projects. IKO offers custom solutions for industrial as well as private buildings. We have been a market leader for more than 100 years and continue to build upon our roots.

In addition to bitumen roofing membranes, IKO also manufactures all related accessories for the roofing membranes. The complete range encompasses high-quality insulation boards, liquid waterproofing and complementary liquids such as primers and adhesives.

### Objective

Our mission is to develop energy-efficient and ecologically responsible roof products and systems. Our technical knowledge in roofing, insulation and liquid waterproofing allows us to develop and manufacture new products which together, form ideal solutions for new build and refurbishment projects in the construction industry.

We only produce ecological products, sustainable building systems and products that we are certain will perform.

We focus on quality, ecology and innovation coupled with high-quality technology, IKO continuously strives to 'Set the Standard'.



# BITUMEN, THE IKO CHOICE



This brochure provides an overview of the complete range of IKO bituminous membranes. For flat roofs bituminous membranes are the perfect choice to achieve a bulletproof watertight and sustainable roofing system.

## Long Life Span

With a life span of more than 35 years, bituminous roofing membranes are a sustainable and safe choice for flat roofs. Existing roofs can be easily refurbished, without the need to remove the current roof covering.

## Extra Strong

The waterproofing of roofs is increasingly being put to the test. Roofs are the ideal extension of living and work space. Just think of houses expanding their living space with roof gardens and terraces. For professional purposes, roofs offer space for car parks, solar panels, A/C units, heat pumps and other such technical installations. High punch resistance, which is inherent in the bitumen product, combined with a two-layer application, offers unprecedented protection of the roof regardless of its designated function.

## Climate Resistance

Bitumen roofs can withstand a variety of weather conditions, such as hail, snow, formation of ice and heat. Thanks to the intrinsic properties of bitumen, the membranes can be installed hassle-free in all climates and seasons.

## Aesthetics

A bitumen roof is aesthetically versatile. Whether you opt for a white, air-purifying and cooling roof or a black, elegant and designer roof, with the IKO bitumen membranes anything is possible. The installation techniques offer the client, specifier and contractor a high degree of flexibility to achieve desired results quickly and safely.

## Grey Water Recycling

Recycled rainwater can assist with numerous applications, such as the use of a toilet, washing the car or using the washing machine. Thus grey water recycling is becoming increasingly important. IKO membranes have been tested and proven to be suitable for grey water recycling.

# THE IKO ROLL FINISHES



IKO has a suitable membrane for every situation. What is your requirement: vapour pressure distributing, very rapid torching, extra strong joints, mechanical fastening? Over the years, IKO has developed integrated solutions to meet your need.

## **QUADRA** Vapour pressure distribution

- Integrated vapour pressure distributing system
- Prevents blistering in the roof in the case of moist and/or non-gastight substrates
- 'Diamond' profile ensures ideal ratio between wind resistance and vapour pressure relaxation
- Allows a faster installation during refurbishment



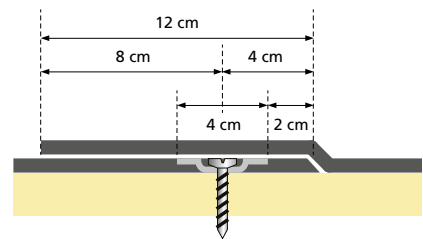
## **TURBO** Quick welding

- Turbo profile with burls on the lower surface
- Increases flame contact by at least 10%, allowing the roll to be installed quicker, compared to a traditional roll without burls
- More flexibility than a traditional APP roll
- Saves application time and gas consumption, while also ensuring an excellent bond



## **TECNO** Mechanical fastening

- 12 cm overlap to ensure safe joints
- Extra strong welded joints
- Very stable inlay



# THE IKO FIRE-RESISTANT MEMBRANES

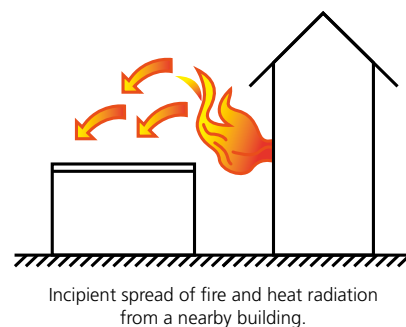
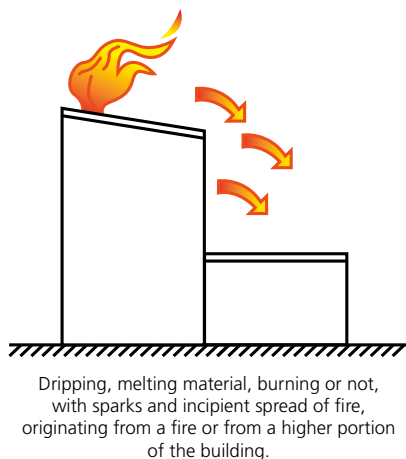
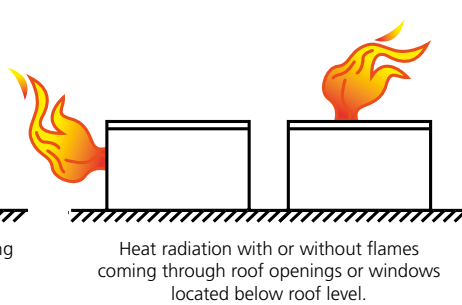
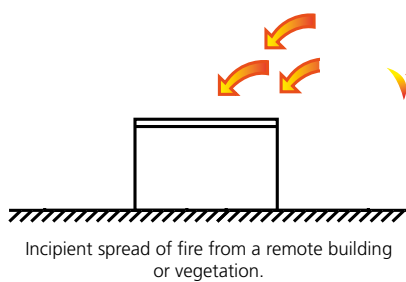


## IKO roofing systems with the highest fire resistance

### Resistance to the incipient spread of fire

A fire can have both an internal and external cause. Particularly in case of an external cause of a fire, there are possibilities to use a roof covering, within

a well-designed framework, to provide protection that prevents or slows down the spread of fire. This protection is referred to as resistance to the incipient spread of fire.



### Testing Methods





The four different testing methods retained in European regulations are not equivalent to one another. Although there are a number of similarities in terms of approach, there are also some major differences. For example, a roofing membrane which only satisfies the Broof(t1) test, will not satisfy the other tests.

The principle of the 4 tests is to simulate the real danger of the incipient spread of fire in the best possible way. Therefore, during all tests, the roof surface is brought into direct contact with fire using burning small wooden blocks or wood wool. Its purpose is to examine whether the roof covering will spread the fire further or will extinguish it within an acceptable timeframe.

The 4 tests can be distinguished by the testing methods, which correspond to a 'hierarchy of strictness'. In the Broof(t2, t3 and t4) tests the flames are also fanned by adding wind. That is because the presence of wind is inherent in the incipient spread of fire.

Tests 3 and 4, as well as the extra complication of wind, also add heat to the test environment by using heat radiation. Heat is an additional factor that can cause fire to spread.



<p><b>Secondary Fire effects</b></p>	<ul style="list-style-type: none"> <li>■ low smoke development</li> <li>■ no toxic gases</li> <li>■ halogen-free</li> <li>■ limited burning / dripping</li> <li>■ controlled heat radiation</li> </ul>
<p><b>Broof test 4</b></p> 	<ul style="list-style-type: none"> <li>■ heat radiation across the whole surface</li> <li>■ wind</li> </ul>
<p><b>Broof test 3</b></p> 	<ul style="list-style-type: none"> <li>■ heat radiation</li> <li>■ wind</li> <li>■ contact with fire</li> </ul>
<p><b>Broof test 2</b></p> 	<ul style="list-style-type: none"> <li>■ wind</li> <li>■ contact with fire</li> </ul>
<p><b>Broof test 1</b></p> 	<ul style="list-style-type: none"> <li>■ contact with fire</li> </ul> <p><small>Traditional modified APP/SBS roofing membrane.</small></p>

t1= test as described in the German Din 41402/7  
t2= test as described in the Scandinavian Nordtest NT Fire 006  
t3= test as described in the French T 30/1  
t4= test as described in the British BS 476/3

The passing of these tests results in a fire class B<sub>roof</sub>

### Fire Resistance of the IKO Membranes

The fire resistance of the IKO membranes is achieved by adding expandable graphite to the upper surface of the inlay.

This graphite, of natural origin, is highly environmental-friendly, insoluble in water and acts as a fire retardant through the specific swelling effect. This shields the flame and thus also the heat, stops any dripping of the coating and limits smoke development. The graphite does not leach, causing the fire-retardant effect to remain stable over the years.



# THE IKO PACKAGE



**APP**

**SBS**

## CAP SHEETS



IKO carbon 250

IKO carrara

IKO carbon

IKO pantera

IKO powergum  
IKO powergum quadra  
IKO powergum twin  
IKO roofgarden APP


IKO powerflex  
IKO powerflex tecno  
IKO roofgarden SBS

IKO gum

IKO base APP


IKO base SBS

## UNDERLAYS



IKO base  
IKO base quadra  
IKO base turbo  
IKO base stick  
IKO base tecno


## INSULATION



IKO enertherm

IKO pro PU adhesive

## VAPOUR BARRIERS



IKO shield - IKO shield SA

IKO pro primer (SA)



# THE IKO WARRANTY



## 1 package – 1 supplier – 1 responsibility

From top to bottom an IKO roof is completely manufactured and supplied by IKO itself. All IKO products can be seamlessly combined and ensure perfect waterproofing of flat roofs.

The complete IKO roof package, installed by an IKO-Certified Contractor, is covered by an insured warranty.

This extensive insured warranty uniquely offered by IKO will provide you a piece of mind that you have a watertight covering. Since IKO conducts roof inspections during installation, we insure both the products and the installation. This is an additional assurance for the building owner that the claim for damages is valid for 10 years.





## ECO BITUMEN ROOFING MEMBRANE

IKO carrara is an ECO roofing membrane which limits the CO<sub>2</sub> emissions by reducing the ecological footprint of the roof. The white reflective mineral on the upper side has Air Care Technology incorporated into it, which has an air-purifying effect. Under the influence of UV light, nitrogen and sulphur oxide are converted into environmentally-neutral substances which are washed away by the rain. This results in significantly improved air quality.

### Cooling – Reflective

- The white roofing membrane reduces the surface temperature, which benefits the roof's durability.
- A cool roof enhances the efficiency of equipment such as solar panels, A/C units and other technical installations.
- IKO carrara holds an SRI 79
- Reduces the greenhouse effect



### Ecological

- Made from recycled raw materials
- 100% recyclable
- Manufactured using 100% green energy

### Air-Purifying

- Titanium dioxide coating neutralises nitrogen and sulphur dioxide
- Air Care Technology




## IKO CARRARA

### Description:

**IKO CARRARA** is a waterproofing membrane composed of elastomer (SBS) bitumen with fire-retardant properties and a polyester-glass composite inlay. The upper surface is finished with white titanium oxide granulate and the lower surface is protected by a thermofusible film. This top layer can be applied in a single or multi-layer system.

### Benefits:

- Air-purifying
- Cooling and reflective
- Resistant to the incipient spread of fire
- Tecno variant with extra wide 12-cm overlap for mechanical fastening
- Quadra variant with vapour pressure distributing 'Diamond' profile ideal as a refurbishment layer

Description	Length	Product no.	Roof	Top finish	Bottom finish	Thickness / Weight	Installation
IKO carrara	7.5 m	01562600	T4	GRW	F	4 mm	
IKO carrara	5 m	01567515	T4	GRW	F	4 mm	
IKO carrara Quadra	6 m	01567566	T3	GRW	QUADRA	4 mm	
IKO carrara G	5 m	01567525	T3	GRW	F	5 mm	
IKO carrara F	8 m	01562780	T2	GRW	F	5,5 kg/m <sup>2</sup>	
IKO carrara Tecno SN	7.5 m	01562775	T2	GRW	F	5,5 kg/m <sup>2</sup>	 





## IKO CARBON

### Description:

**IKO CARBON** is a waterproofing membrane composed of plastomer (APP) bitumen with fire-retardant properties and a polyester-glass composite inlay (Trilaminate). The upper surface is finished with black granulate and the lower surface is protected by a thermofusible film, always in combination with the Turbo burl profile. This top layer can be applied in a single or multi-layer system.

### Benefits:

- Resistant to the incipient spread of fire - Broof(t4)
- Turbo finish, rapid installation and a perfect joint
- Flexible, even at low temperatures
- Aesthetic black finish
- Root resistant variant

Description	Length	Product no.	Broof	Top finish	Bottom finish	Thickness / Weight	Installation
IKO carbon 250*	7.5 m	01528531	T4	GRB	TURBO	4 mm	
IKO carbon	7.5 m	01528534	T3	GRB	TURBO	4 mm	

\* standard root resistant






## IKO PANTERA

### Description:

**IKO PANTERA** is a waterproofing membrane composed of elastomer (SBS) bitumen with fire-retardant properties and a polyester-glass composite inlay. The upper surface is finished with black granulate and the lower surface is protected by a thermofusible film. This top layer can be applied in a single or multi-layer system.

### Benefits:

- Resistant to the incipient spread of fire – Broof(t4)
- Excellent bonding and rapid installation
- Flexible at low temperatures
- Nice, aesthetic black finish

Description	Length	Product no.	Broof	Top finish	Bottom finish	Thickness	Installation
IKO pantera	7.5 m	01564844	T4	GRB	F	4,2 mm	





## IKO POWERGUM and IKO GUM

### Description:

**IKO POWERGUM** is a waterproofing membrane composed of plastomer (APP) bitumen with fire-retardant properties and a polyester-glass composite inlay. The upper surface is finished with dark slate or talc/sand and the lower surface is protected by a (macro-perforated) thermofusible film. This top layer can be applied in a single or multi-layer system.

### Benefits:

- Resistant to the incipient spread of fire
- F bottom finish with waffle profile for better flame contact
- Quadra variant with vapour pressure distributing 'Diamond' profile, ideal as a refurbishment layer
- MMP finish for torching or cold bonding

Description	Length	Product no.	Broof	Top finish	Bottom finish	Thickness	Installation
IKO powergum 4 T/MMP	7.5 m	01512646	T1	T	MMP	4 mm	
IKO powergum 4 AD/MMP	7.5 m	01526684	T1	AD	MMP	4 mm	
IKO powergum 4 T/F	7.5 m	01516831	T1	T	F	4 mm	
IKO powergum 4 AD/F	7.5 m	01526830	T1	AD	F	4 mm	
IKO powergum 4 AD/F FM	7.5 m	01528521	T2	AD	F	4 mm	
IKO powergum 5 AD/F	5 m	01520525	T1	AD	F	5 mm	
IKO powergum 5 AD/F G	5 m	01524525	T1	AD	F	5 mm	
IKO powergum Twin 4 T/F*	7.5 m	01513261	T1	T	F	4 mm	
IKO powergum Quadra AD	6 m	01528350	T1	AD	QUADRA	4 mm	

\* polyester-glass fibre fleece composite

**IKO GUM** is a waterproofing membrane composed of plastomer (APP) bitumen and a polyester-glass composite inlay. The upper surface is finished with sand, dark slate and the lower surface is protected by a thermofusible film. This top layer can be applied in a multi-layer system.

Description	Length	Product no.	Broof	Top finish	Bottom finish	Weight	Installation
IKO gum 5000 AD/F	10 m	01520450	-	AD	F	5 kg/m <sup>2</sup>	
IKO gum 4500 T/F	10 m	01514521	-	T	F	4,5 kg/m <sup>2</sup>	
IKO gum 4000 AD/F	10 m	01522621	-	AD	F	4 kg/m <sup>2</sup>	
IKO gum 3500 T/F	10 m	01513021	-	T	F	3,5 kg/m <sup>2</sup>	
IKO gum 3500 T/F	6 m	01511621	-	T	F	3,5 kg/m <sup>2</sup>	






## IKO POWERFLEX

### Description:

**IKO POWERFLEX** is a waterproofing membrane composed of elastomer (SBS) bitumen with or without fire-retardant properties and a polyester-glass composite inlay. The upper surface is finished with dark, light or white slate or talc/sand and the lower surface is protected by a thermofusible film or by sand. This top layer can be applied in a single or multi-layer system.

### Benefits:

- Resistant to the incipient spread of fire
- Flexible at low temperatures
- Tecno variant with extra wide 12-cm overlap for mechanical fastening
- Stick variant, self-adhesive roll for working flame-free

Description	Length	Product no.	Broof	Top finish	Bottom finish	Thickness/Weight	Installation
IKO powerflex 4 T/F ICE	8 m	01550407	-	T	F	4 mm	
IKO powerflex 4 AD/F	7.5 m	01564091	T1	AD	F	4 mm	
IKO powerflex 5 AD/F	6 m	01565606	T1	AD	F	5 mm	
IKO powerflex Tecno	7.5 m	01564821	T1	AD	F	4,2 mm	
IKO powerflex Tecno G	7.5 m	01563021	T1	AD	F	5 mm	
IKO powerflex 4 AD/F ICE	8 m	01561744	T1	AD	F	4,2 mm	

IKO powerflex 4000 AD/T	10 m	01566612	T1	AD	T	4 kg/m <sup>2</sup>	
IKO powerflex 4000 AR/F	10 m	01564021	-	AR	F	4 kg/m <sup>2</sup>	
IKO powerflex 4500 AR/F	10 m	01564521	-	AR	F	4,5 kg/m <sup>2</sup>	
IKO powerflex 4500 AW/F	8 m	01564566	-	AW	F	4,5 kg/m <sup>2</sup>	
IKO powerflex 5000 T/F	10 m	01555021	-	T	F	5 kg/m <sup>2</sup>	
IKO powerflex 5000 AR/F	10 m	01565021	-	AR	F	5 kg/m <sup>2</sup>	
IKO powerflex 5000 AD/F N	8 m	01565081	T2	AD	F	5 kg/m <sup>2</sup>	
IKO powerflex 5000 AW/F	8 m	01565666	-	AW	F	5 kg/m <sup>2</sup>	
IKO powerflex 5500 AR/F S	7.5 m	01565583	T2	AR	F	5,5 kg/m <sup>2</sup>	
IKO powerflex 5500 AD/F S	7.5 m	01565572	T2	AD	F	5,5 kg/m <sup>2</sup>	
IKO powerflex 5500 AD/F SN	7.5 m	01565563	T2	AD	F	5,5 kg/m <sup>2</sup>	
IKO powerflex 5500 AW/F S	7.5 m	01565588	T2	AW	F	5,5 kg/m <sup>2</sup>	
IKO powerflex 6000 T/F	8 m	01556021	-	T	F	6 kg/m <sup>2</sup>	
IKO powerflex mono3 stick	6 m	01560860	T1	GRB	SA	2,7 mm	
IKO powerflex mono3 MB	6 m	01568588	T1	GRB	F	3 mm	
IKO powerflex Quadra black	6 m	01560888	T1	GRB	QUADRA	4,9 mm	



## IKO BASE QUADRA

### Description:

**IKO BASE QUADRA** is a waterproofing membrane composed of polymer bitumen and a polyester-glass composite inlay. The upper surface of this underlay is finished with sand or a thermofusible film and the vapour pressure distributing lower surface is protected by a thermofusible film or is self-adhesive.

### Benefits:

- Vapour pressure distributing 'Diamond' profile in self-adhesive version, ideal for application on PIR insulation (SA) or with a thermofusible film as a multi-layer refurbishment system.
- Prevents blistering
- Rapid installation

## IKO BASE TURBO

### Description:

**IKO BASE TURBO** is a waterproofing membrane composed of polymer bitumen and a polyester-glass composite inlay. The upper surface of this underlay is finished with sand or a thermofusible film and the lower surface is protected by sand or a thermofusible film. The thermofusible film is always in combination with the Turbo profile.

### Benefits:

- Turbo finish, for more rapid installation and a perfect joint
- Turbo finish available on upper or lower surface
- Efficient gas consumption

Description	Length	Product no.	Top finish	Bottom finish	Thickness	Installation
IKO base Quadra T/F	7.5 m	01514013	T	F	3 mm	
IKO base Quadra T/SA	10 m	01570710	T	SA	2,5 mm	
IKO base Quadra F/SA	10 m	01570741	F	SA	2,5 mm	

Description	Length	Product no.	Top finish	Bottom finish	Thickness	Installation
IKO base Turbo T/F	10 m	01533312	T	TURBO	3 mm	
IKO base Turbo F/T	10 m	01512041	TURBO	T	3 mm	





## IKO BASE TECNO

### Description:

**IKO BASE TECNO** is a waterproofing membrane composed of plastomer (APP), elastomer (SBS) or polymer bitumen and a polyester-glass composite inlay. The upper surface of this underlay is finished with a thermofusible film or sand and the lower surface is protected by sand or a polyester fleece, without bitumen coating.

### Benefits:

- Available in different types of bitumen for an ideal combination with the top layer
- FL finish protects the underlying finish (EPS) to assure the compatibility with all types of bitumen waterproofing

## IKO BASE STICK

### Description:

**IKO BASE STICK** is a waterproofing membrane composed of plastomer (APP), elastomer (SBS) or polymer bitumen and a polyester-glass composite inlay or a glass grid inlay. The upper surface of this underlay is finished with sand or a thermofusible film and a self-adhesive lower surface.

### Benefits:

- Self-adhesive across the entire surface for more rapid installation
- Available in different types of bitumen for an ideal combination with the top layer
- Can be installed as a vapour barrier on steel deck

Description	Length	Product no.	Top finish	Bottom finish	Thickness	Installation
IKO base Tecno F/T	10 m	01511041	F	T	2,6 mm	
IKO base Tecno APP F/FL	10 m	01511010	F	FL	2,4 mm	
IKO base 460P60 EU	12 m	01510012	F	FL	2,2 mm	
IKO base 360P60	12 m	01554011	F	FL	2 mm	

Description	Length/width	Product no.	Top finish	Bottom finish	Thickness	Installation
IKO base Stick T/SA	15 m x 1.08 m	01570711	T	SA	2,5 mm	
IKO base Stick SBS F/SA	10 m	01570791	F	SA	2,8 mm	
IKO base Stick universeel	10 m	01252121	F	SA	2 mm	



## IKO BASE P SBS

### Description:

**IKO BASE P SBS** is a waterproofing membrane composed of elastomer (SBS) bitumen and a polyester inlay. The upper surface of this underlay is finished with sand and the lower surface is protected by a thermofusible film or sand.

### Benefits:

- Ideal in combination with SBS top layer, full bond
- High nail tear resistance
- Flexible at low temperatures
- Suitable as vapour barrier for indoor climate class III

## IKO BASE P

### Description:

**IKO BASE P** is a waterproofing membrane composed of polymer bitumen and a polyester inlay. The upper surface of this underlay is finished with sand or a thermofusible film, and the lower surface is protected by a thermofusible film or sand.

### Benefits:

- High nail tear resistance
- Fit for walking on
- Very sturdy reinforced underlay
- Suitable as vapour barrier for indoor climate class III

Description	Length	Product no.	Labels/Norms	Top finish	Bottom finish	Thickness/Weight	Installation
IKO base P3 SBS T/F	8 m	01554121	-	T	F	3 mm	
IKO base P4 SBS T/F	10 m	01551021	-	T	F	4 mm	
IKO base P2700 SBS T/T	16 m	01552711	-	T	T	2,7 kg/m <sup>2</sup>	
IKO base P3000 SBS T/T NF	10 m	01553111	-	T	T	3 kg/m <sup>2</sup>	
IKO base P3000 SBS T/F	10 m	01553121	-	T	F	3 kg/m <sup>2</sup>	
IKO base P3000 SBS T/F N	10 m	01553021	-	T	F	3 kg/m <sup>2</sup>	
IKO base P3200 SBS T/F	10 m	01550921	-	T	F	3,2 kg/m <sup>2</sup>	
IKO base P4000 SBS T/F F	8 m	01554021	-	T	F	4 kg/m <sup>2</sup>	

Description	Length	Product no.	Labels/Norms	Top finish	Bottom finish	Thickness/Weight	Installation
IKO base P3 T/T	10 m	01533011	(BENOR)	T	T	3 mm	
IKO base P3 T/F	10 m	01533021	(BENOR)	T	F	3 mm	
IKO base P3 F/T	10 m	01533012	(BENOR)	F	T	3 mm	
IKO base P3 F/F	10 m	01531200	(BENOR)	F	F	3 mm	
IKO base P4 T/T	10 m	01534011	(BENOR)	T	T	4 mm	
IKO base P4 T/F	10 m	01534012	(BENOR)	T	F	4 mm	
IKO base P1800 T/T	20 m	01532011	-	T	T	1,8 kg/m <sup>2</sup>	



## IKO BASE V APP

### Description:

**IKO BASE V APP** is a waterproofing membrane composed of plastomer (APP) bitumen and a glass fibre fleece inlay. The upper surface of this underlay is finished with sand and the lower surface is protected by a thermofusible film.

### Benefits:

- Ideal in combination with APP top layer, full bond
- Dimensionally stable, very little contraction
- Suitable as vapour barrier for indoor climate class III


## IKO BASE V






### Description:

**IKO BASE V** is a waterproofing membrane composed of polymer bitumen and a glass fibre fleece inlay. The upper surface of this underlay is finished with sand or a thermofusible film, and the lower surface is protected by a thermofusible film or sand.

### Benefits:

- Dimensionally stable, very little contraction
- Suitable as vapour barrier for indoor climate class III
- Good quality-price ratio

Description	Length	Product no.	Labels/Norms	Top finish	Bottom finish	Thickness/Weight	Installation
IKO base V3 APP T/F FM	10 m	01212621	-	T	F	3 mm	

Description	Length	Product no.	Labels/Norms	Top finish	Bottom finish	Thickness/Weight	Installation
IKO base V3 T/T	10 m	01211311	(BENOR)	T	T	3 mm	
IKO base V3 T/F	10 m	01212312	(BENOR)	T	F	3 mm	
IKO base V3 F/T	10 m	01212321	(BENOR)	F	T	3 mm	
IKO base V3 F/F	10 m	01212000	(BENOR)	F	F	3 mm	
IKO base V4 T/F	10 m	01212412	(BENOR)	T	F	4 mm	
IKO base V4 F/T	10 m	01212421	(BENOR)	F	T	4 mm	



## IKO SHIELD EN IKO SHIELD SA



### Description:

**IKO SHIELD** is a vapour barrier composed of polymer bitumen and an ALU-glass fibre fleece composite inlay. The upper surface is finished with sand and the lower surface is protected by a thermofusible film.

**IKO SHIELD SA** is a vapour barrier composed of elastomer (SBS) bitumen and a glass fibre thread or polyester-glass composite inlay. The upper surface is finished with ALU foil and the lower surface is self-adhesive.

### Benefits:

- Suitable as vapour barrier for indoor climate class IV
- Suitable for walking on
- Quick and easy installation
- Does not influence the building's functionality

Description	Length/width	Product no.	Labels/Norms	Top finish	Bottom finish	Thickness	Installation
IKO shield ALU/SA	50 m x 1.08 m	01570256	DIN18234	ALU	SA	0,25 mm	
IKO shield PLUS ALU/SA	25 m x 1.08 m	01570156	-	ALU	SA	0,6 mm	
IKO shield PRO ALU/SA	20 m	01570356	-	ALU	SA	1,8 mm	
IKO shield ALU3 T/F	10 m	01610814	(BENOR)	T	F	3 mm	
IKO shield ALU4 T/F	5 m	01610818	-	T	F	4 mm	

The building's **indoor climate class** is determined based on the vapour pressure inside the building; this pressure is influenced in particular by the moisture production inside the building. There are four indoor climate classes.

<b>Class I:</b>	Buildings with little to no permanent moisture production <i>(Warehouses for dry goods, showrooms, garages, workshops,...)</i>
<b>Class II:</b>	Buildings with limited moisture production per m <sup>3</sup> and with good ventilation <i>(Schools, shops, sports halls,...)</i>
<b>Class III:</b>	Buildings with substantial moisture production per m <sup>3</sup> and with moderate to sufficient ventilation <i>(Hospitals, restaurants, buildings with little air-conditioning,...)</i>
<b>Class IV:</b>	Buildings with high moisture production <i>(Swimming pools, laundries, printing establishments, buildings with much air-conditioning,...)</i>

It is recommended to **ALWAYS** use vapour barriers for indoor climate class III or IV. For vapour barriers of class III or lower, products from the IKO base range are suitable. Consult your IKO specialist for further specification details.



## IKO POLYBRIDGE

### Description:

**IKO POLYBRIDGE** is a waterproofing membrane composed of plastomer (APP) bitumen and a polyester-glass fibre fleece composite inlay. The upper surface is finished with talc and the lower surface is protected by a thermofusible film.

IKO polybridge, when combined with protection consisting of mastic asphalt or road asphalt, offers an adequate solution to fit car park roofs, bridge decks and tunnels with a bonded waterproofing system that is passable immediately after installation.

### Benefits:

- Allows direct application of mastic asphalt at an installation temperature of about 250°C and of road asphalt at a temperature between 160 and 220°C
- Ensures a good bond between the membrane and the mastic asphalt
- Good adhesion of the membrane to the concrete substrate

Description	Length	Product no.	Top finish	Bottom finish	Thickness
IKO polybridge 4 T/F	11 m	01516911	T	F	4 mm
IKO polybridge 5 T/F	10 m	01516915	T	F	5 mm






## IKO ROOFGARDEN

### Description:

**IKO ROOFGARDEN** is a waterproofing membrane composed of plastomer (APP) or elastomer (SBS) bitumen with root resistant additives and a polyester-glass composite fleece inlay. The upper side is finished with sand or a dark slate and the lower surface is protected by a thermofusible film. This top layer can be applied in a multi-layer system for green roofs.

### Benefits:

- Root resistant
- Consists of two layers for maximum security
- Can be compartmentalised for easy leak detection
- High punch resistance offers protection during construction of the garden

Description	Length	Product no.	Broof	Top finish	Bottom finish	Thickness	Installation
IKO roofgarden 4 APP AD/F	7.5 m	01520321	T1	AD	F	4 mm	
IKO roofgarden 4 APP T/F	7.5 m	01510321	-	T	F	4 mm	
IKO roofgarden 4 SBS T/F	7.5 m	01550421	-	T	F	4 mm	
IKO roofgarden 4 SBS AD/F	7.5 m	01564121	T1	AD	F	4 mm	
IKO roofgarden 5 APP AD/F G	5 m	01520521	T1	AD	F	5 mm	



# IKO ROOF SYSTEMS



From top to bottom an IKO roof is completely manufactured and supplied by IKO itself. All IKO products can be seamlessly combined and ensure perfect waterproofing solutions for flat roofs.

IKO recommends bitumen as the perfect roof covering for flat roofs. These roof membranes are one of the most appropriate technologies to achieve perfectly watertight and sustainable results.

- Long life-span
- Extra strong
- Climate resistance
- Aesthetics
- Grey water recycling

IKO has bituminous roofing solutions for every type of work, substrate and installation.

- **Work:** new build or refurbishment
- **Substrate:** concrete, wood or steel deck
- **Installation:** torch-on, cold bonding, mechanical fastening.





# ROOF STRUCTURES

- NEW BUILD
- CONCRETE
- BONDED SYSTEM

- NEW BUILD
- CONCRETE
- LOOSELY LAID AND BALLASTED SYSTEM

- NEW BUILD
- CONCRETE
- GREEN ROOF



## CAP SHEET

IKO carrara  
 IKO carbon  
 IKO pantera  
 IKO powergum  
 IKO powerflex

### FASTENING OF CAP SHEET

Fully bonded by torching

## UNDERLAY

IKO base quadra T/SA  
 IKO base quadra F/SA  
 IKO base quadra T/F at temperature < 5°C

### FASTENING OF UNDERLAY

Pull away release foil + press  
 Partially welded at temperature < 5°C

## INSULATION

IKO enertherm ALU  
 IKO enertherm BM at temperature < 5°C with bitumen side facing up

### FASTENING OF INSULATION

Partially bonded with IKO pro PU adhesive

## VAPOUR BARRIER

IKO shield ALU 3 T/F  
 IKO schield ALU 4 T/F

### FASTENING OF VAPOUR BARRIER

Fully bonded by torching

## SUBSTRATE

Concrete + IKO pro quickprimer  
 or IKO pro ECO primer

## CAP SHEET

IKO carrara + ballast  
 IKO carbon + ballast  
 IKO pantera + ballast  
 IKO powergum + ballast  
 IKO powerflex + ballast

### FASTENING OF CAP SHEET

Fully bonded by torching

## UNDERLAY

IKO base turbo F/T

### FASTENING OF UNDERLAY

Loosely laid

## INSULATION

IKO enertherm ALU

### FASTENING OF INSULATION

Loosely laid

## VAPOUR BARRIER

IKO shield ALU 3 T/F  
 IKO schield ALU 4 T/F

### FASTENING OF VAPOUR BARRIER

Loosely laid

## SUBSTRATE

Concrete

## CAP SHEET

IKO carbon 250  
 IKO roofgarden

### FASTENING OF CAP SHEET

Fully bonded by torching

## UNDERLAY

IKO base quadra T/SA  
 IKO base quadra F/SA  
 IKO base quadra T/F at temperature < 5°C

### FASTENING OF UNDERLAY

Pull away release foil + press  
 Partially welded at temperature < 5°C

## INSULATION

IKO enertherm ALU  
 IKO enertherm BM at temperature < 5°C with bitumen side facing up

### FASTENING OF INSULATION

Partially bonded with IKO pro PU adhesive

## VAPOUR BARRIER

IKO shield ALU 3 T/F  
 IKO schield ALU 4 T/F

### FASTENING OF VAPOUR BARRIER

Fully bonded by torching

## SUBSTRATE

Concrete + IKO pro quickprimer  
 or IKO pro ECO primer

These roof systems are a schematic representation, not exhaustive. Always consult your IKO specialist.



- NEW BUILD  
- WOOD  
- BONDED SYSTEM

- NEW BUILD  
- WOOD  
- MECHANICALLY FASTENED  
INSULATION

- NEW BUILD  
- WOOD  
- SINGLE-LAYER COLD BONDED



**CAP SHEET**



IKO carrara  
IKO carbon  
IKO pantera  
IKO powergum  
IKO powerflex

**FASTENING OF CAP SHEET**

Fully bonded by torching

**UNDERLAY**



IKO base quadra T/SA  
IKO base quadra F/SA  
IKO base quadra T/F at temperature < 5°C

**FASTENING OF UNDERLAY**

Pull away release foil + press  
Partially welded at temperature < 5°C

**INSULATION**



IKO enertherm ALU  
IKO enertherm BM at temperature < 5°C  
with bitumen side facing up

**FASTENING OF INSULATION**

Partially bonded with IKO pro PU adhesive

**VAPOUR BARRIER**



IKO shield PRO ALU/SA

**FASTENING OF VAPOUR BARRIER**

Pull away release foil + press

**SUBSTRATE**

Wood + IKO pro SA primer

**CAP SHEET**



IKO carrara  
IKO carbon  
IKO pantera  
IKO powergum  
IKO powerflex

**FASTENING OF CAP SHEET**

Fully bonded by torching

**UNDERLAY**



IKO base quadra T/SA  
IKO base quadra F/SA  
IKO base quadra T/F at temperature < 5°C

**FASTENING OF UNDERLAY**

Pull away release foil + press  
Partially welded at temperature < 5°C

**INSULATION**



IKO enertherm ALU  
IKO enertherm BM at temperature < 5°C  
with bitumen side facing up

**FASTENING OF INSULATION**

Mechanically fastened using IKO fix  
EDS-S, small round plates

**VAPOUR BARRIER**



IKO base stick T/SA

**FASTENING OF VAPOUR BARRIER**

Pull away release foil + press

**SUBSTRATE**

Wood + IKO pro SA primer

**CAP SHEET**



IKO powergum 4 T/MMP  
IKO powergum 4 AD/MMP

**FASTENING OF CAP SHEET**

Fully bonded with cold  
adhesive IKO pro

**UNDERLAY**



N/A

**FASTENING OF UNDERLAY**

N/A

**INSULATION**



IKO enertherm BM with mineral side  
facing up

**FASTENING OF INSULATION**

Partially bonded with IKO pro PU adhesive

**VAPOUR BARRIER**



IKO shield PRO ALU/SA

**FASTENING OF VAPOUR BARRIER**

Pull away release foil + press

**SUBSTRATE**

Wood + IKO pro SA primer


N/A = not applicable

# ROOF STRUCTURES

- NEW BUILD
- STEEL DECK
- BONDED SYSTEM

- NEW BUILD
- STEEL DECK
- MECHANICALLY FASTENED INSULATION

- NEW BUILD
- STEEL DECK
- MECHANICALLY FASTENED SYSTEM



## CAP SHEET

IKO carrara  
IKO carbon  
IKO pantera  
IKO powergum  
IKO powerflex

### FASTENING OF CAP SHEET

Fully bonded by torching

## UNDERLAY

IKO base quadra T/SA  
IKO base quadra F/SA  
IKO base quadra T/F at temperature < 5°C

### FASTENING OF UNDERLAY

Pull away release foil + press  
Partially welded at temperature < 5°C

## INSULATION

IKO enertherm ALU  
IKO enertherm BM at temperature < 5°C with bitumen side facing up

### FASTENING OF INSULATION

Partially bonded with IKO pro PU adhesive

## VAPOUR BARRIER

IKO shield PRO ALU/SA

### FASTENING OF VAPOUR BARRIER

Pull away release foil + press

## SUBSTRATE

Steeldeck + IKO pro SA primer

## CAP SHEET

IKO carrara  
IKO carbon  
IKO pantera  
IKO powergum  
IKO powerflex

### FASTENING OF CAP SHEET

Fully bonded by torching

## UNDERLAY

IKO base quadra T/SA  
IKO base quadra F/SA  
IKO base quadra T/F at temperature < 5°C

### FASTENING OF UNDERLAY

Pull away release foil + press  
Partially welded at temperature < 5°C

## INSULATION

IKO enertherm ALU  
IKO enertherm BM at temperature < 5°C with bitumen side facing up

### FASTENING OF INSULATION

Mechanically fastened using IKO fix EDS-S, small round plates

## VAPOUR BARRIER

IKO base stick T/SA

### FASTENING OF VAPOUR BARRIER

Pull away release foil + press

## SUBSTRATE

Steeldeck + IKO pro SA primer

## CAP SHEET

IKO carrara tecno SN  
IKO powerflex tecno

### FASTENING OF CAP SHEET

Mechanically fastened in the seams using IKO fix EDS-S

## UNDERLAY

N/A

### FASTENING OF UNDERLAY

N/A

## INSULATION

IKO enertherm ALU

### FASTENING OF INSULATION

Mechanically fastened using IKO fix EDS-S, small round plates

## VAPOUR BARRIER

IKO base stick T/SA

### FASTENING OF VAPOUR BARRIER

Pull away release foil + press

## SUBSTRATE

Steeldeck + IKO pro SA primer

- REFURBISHMENT
- WITH INSULATION
- BONDED SYSTEM

- REFURBISHMENT
- WITHOUT INSULATION
- PARTIALLY TORCHED SYSTEM



#### CAP SHEET



IKO carrara  
IKO carbon  
IKO pantera  
IKO powergum  
IKO powerflex

#### FASTENING OF CAP SHEET

Fully bonded by torching

#### UNDERLAY



IKO base quadra T/SA  
IKO base quadra F/SA  
IKO base quadra T/F at temperature < 5°C

#### FASTENING OF UNDERLAY

Pull away release foil + press  
Partially welded at temperature < 5°C

#### INSULATION



IKO enertherm ALU  
IKO enertherm BM at temperature < 5°C  
with bitumen side facing up

#### FASTENING OF INSULATION

Partially bonded with IKO pro PU adhesive

#### VAPOUR BARRIER



Old roof covering

#### FASTENING OF VAPOUR BARRIER

Check the wind stability if bonded

#### SUBSTRATE

Old roof covering

#### CAP SHEET



IKO carrara quadra  
IKO powergum quadra AD

#### FASTENING OF CAP SHEET

Partially torched

#### UNDERLAY



N/A

#### FASTENING OF UNDERLAY

N/A

#### INSULATION



N/A

#### FASTENING OF INSULATION

N/A

#### VAPOUR BARRIER



N/A

#### FASTENING OF VAPOUR BARRIER

Check the wind stability of the old bitumen roof covering

#### SUBSTRATE

Old bitumen roof covering +  
IKO pro quickprimer or ECO primer





A SOLUTION  
FOR EVERY SITUATION

[www.enertherm.eu](http://www.enertherm.eu)



SEAMLESSLY WATERTIGHT

[be.iko.com](http://be.iko.com)



ADHESIVES AND PRIMERS

[be.iko.com](http://be.iko.com)



ROOFING | WATERPROOFING | INSULATION

IKO nv | d'Herbouvillekaai 80 | 2020 Antwerp | Belgium | Tel.: +32 3 248 30 00 | website: [be.iko.com](http://be.iko.com)



## LEGEND




### CAP SHEET FINISH:

<b>GRW</b>	→ White granulate
<b>GRB</b>	→ Black granulate
<b>T</b>	→ Talc/sand
<b>AD</b>	→ Dark slate
<b>AR</b>	→ Light slate
<b>AW</b>	→ White slate
<b>F</b>	→ Full-surface thermofusible film
<b>ALU</b>	→ Aluminium foil

### REINFORCEMENT:

<b>V</b>	→ Glass fibre fleece reinforcement
<b>P</b>	→ Polyester reinforcement
<b>ALU</b>	→ Aluminium reinforcement





### ROLL QUALITIES:

	<b>Turbo</b>	→ quick welding roll
	<b>Quadra</b>	→ vapour pressure distributing roll
	<b>Tecno</b>	→ roll for mechanical fastening





### BOTTOM FINISH:

<b>F</b>	→ Full-surface thermofusible film
<b>QUADRA</b>	→ 'Diamond' profile
<b>TURBO</b>	→ Burled profile
<b>MMP</b>	→ Perforated polyethylene thermofusible film
<b>SA</b>	→ Siliconized, white release foil, self-adhesive
<b>T</b>	→ Talc/sand
<b>FL</b>	→ Naked polyester fleece

### INSTALLATION

	Torch-on
	Cold bonding
	Mechanical fastening
	Self-adhesive

### ROOF STRUCTURES

	Cap sheet
	Underlay
	Insulation layer
	Vapour barrier